



Super Minds 1 (S3)

Workbook Answer Key

CAMBRIDGE

SECOND EDITION

Workbook
with Digital Pack

1



Herbert Puchta • Peter Lewis-Jones • Günter Gerngross • Helen Kidd

Better
Learning

1 **WB p46** Look and number.

Key: 2 b, 3 f, 4 a, 5 g, 6 e, 7 h, 8 c

2  **WB p46** Circle the food words.

Key: carrot, fish, bananas, pizza, apple, peas

1 **WB p47** Look and circle.



Key: 2 haven't got, 3 've got, 4 haven't got, 5 've got, 6 've got

2 **WB p47** Read and match.

Key: 2 a, 3 c, 4 b

3 **WB p47** Look and write.

Key: 1 got, 2 've, 3 haven't

1   **15** **WB p48** Can you remember? Listen and write.

Key: 2 tree, 3 ice cream, 4 orange, 5 apple, 6 tree, 7 tree, 8 cake

1 **WB p49** Who says what? Look and circle.

Key: 1 Paul, 2 Penny, 3 Penny

2 **WB p49** Look at the picture and answer the questions.

Key: 3 No, we haven't. 4 Yes, we have.

3 **WB p49** Look and write questions.

Key: 2 Have we got any bananas?
3 Have we got any carrots?

1  **16** **WB p50** Who says it?
Listen and tick ☒.

Key: 1 Thunder (2nd picture),
2 Flash (2nd picture), 3 Woman (1st picture)

2  **WB p50** Look and match. Draw lines.

Key: 1 (Thunder) We've got pizza.
– picture of pizza, 2 (Misty) Pizza,
please. – picture of sausages
and peas

3 **WB p50** Look and write.

Key: 1 Here you are. 2 What have
you got?

1   **WB p51** Read and match. Tick ☒ the correct picture.

Key: Picture 1

2  **17** **WB p51** Listen and colour. Point and say.

Key: The objects should be coloured as follows:

black – 5 bag

red – 4 desk, 6 pen

orange – 2 doll, 7 box

pink – 3 fish, 8 six

1 **WB p52** Look at the numbers. Look at the letters. Write the words. **Exam skills**

Key: 2 seventeen, 3 fifteen, 4 twelve, 5 twenty, 6 eighteen

2 **WB p52** Look and write.

Key: 2 eleven carrots, 3 twenty apples, 4 seventeen peas

1  **18** **WB p53** Listen and tick ☒.

Key: 1 b, 2 c

2  **WB p53** Read and match. Write numbers.

Key: 2 a, 3 b, 4 c

1 WB p54 Look and write.

Key: 2 plant, 3 fruit, 4 tree, 5 vegetables

2 WB p54 Where does the food grow? Look and match. Then write *fruit* or *vegetable* under the pictures.

Key: 2 in the soil, 3 on a tree, 4 on a tree, 5 in the soil, 6 on a plant

2 vegetable, 3 fruit, 4 fruit, 5 vegetable, 6 fruit

3 WB p55 Order the pictures. Write numbers.

Key: 2 a, 3 d, 4 b

4 WB p55 Look at Activity 3. Write the words to complete the sentences.

Key: b dinner, c in the soil, d in a shop

1 **WB p57** Write and circle.

Key: have

2  **WB p57** Look, read and circle.

Key: 1 in the soil, 2 on a tree, 3 on a plant

Picture dictionary

Key: cake, carrots, cheese sandwich, chicken, peas, pizza, sausages, steak, fish, bananas; twelve, thirteen, fourteen, fifteen, sixteen, seventeen, eighteen, nineteen, twenty

1 **WB p58** Write the days of the week.

Key: 2 Sunday, 3 Wednesday, 4 Saturday, 5 Tuesday, 6 Thursday, 7 Monday

1 **WB p59** Look, read and match. Write numbers.

Key: b 4, c 1, d 3

2 **WB p59** Write the words in the correct order.

Key: 2 I play the piano on Fridays. 3 I go swimming on Saturdays. 4 I play football on Tuesdays. 5 I ride my bike on Wednesdays.

3 **WB p59** Write the words.

Key: 1 go, 2 play, 3 like

1   **19** **WB p60** Can you remember? Listen and draw lines.

Key: 2 c, 3 e, 4 f, 5 d, 6 a

1 **WB p61** Read and circle the correct words.

Key: 1 don't, 2 do

2 **WB p61** Read and match. Then write answers.

Key: 2 b, 3 d, 4 f, 5 a, 6 c, Students' own answers.

3  **WB p61** Write and tick ☒.

Key: 2 go, 3 watch, Students' own answers.

1  **20** **WB p62** Who says it? Listen and tick ☒.


Key: 1 Misty (2nd picture), 2 Whisper (2nd picture), 3 Rabbit (1st picture)

2  **WB p62** Look and write the numbers.

Key: b 5, c 2, d 1, e 4

1   **WB p63** Look and write.

Key: 1 We're lost. 2 Come with me.

2  **21** **WB p63** Write the words. Listen and say the sentences.

Key: 2 pens, 3 milk, 4 dog, 5 rat, 6 rubber

1 **WB p64** Read and draw lines to make sentences.


Key: 2 g, 3 a, 4 f, 5 b, 6 c, 7 e

2 **WB p64** Look at Activity 1. Write the days.

Key: b Friday, c Saturday, d Thursday, e Monday, f Wednesday, g Sunday

1  **22** **WB p65** What do they do? Listen and tick ☒.


Key: 2 On Wednesdays, Emma plays with her friends (3rd picture). 3 On Fridays, Charles watches TV (3rd picture). 4 On Saturdays, Hannah rides her horse (2nd picture).

2  **WB p65** Look at Activity 1 and write the names.

Key: 2 Charles, 3 Emma, 4 Hannah

1  **WB p66** Look and write.

Key: 2 go sledging, 3 go running, 4 go surfing, 5 go skiing, 6 go climbing

2  **WB p66** Where can we do it? Look and write the numbers.

Key: a 3, 4; b 2, 5, 6

3  **WB p67** Read, look and match.

Key: 2 b, 3 a, 4 d, 5 c, 6 e

4  **WB p67** What do they do? Look and write.

Key: 2 go surfing, 3 go sledging, 4 go climbing

2  **WB p69** Look and read. Tick ☒ or cross ☐.

Key: 1 ☒ 2 ☐ 3 ☒

Picture dictionary

Key: Tuesday, Wednesday,
Thursday, Friday, Saturday, Sunday





THANK

YOU